



MULIA INC.

CATALOGUE

PORCELAIN
BREEZE
BLOCK

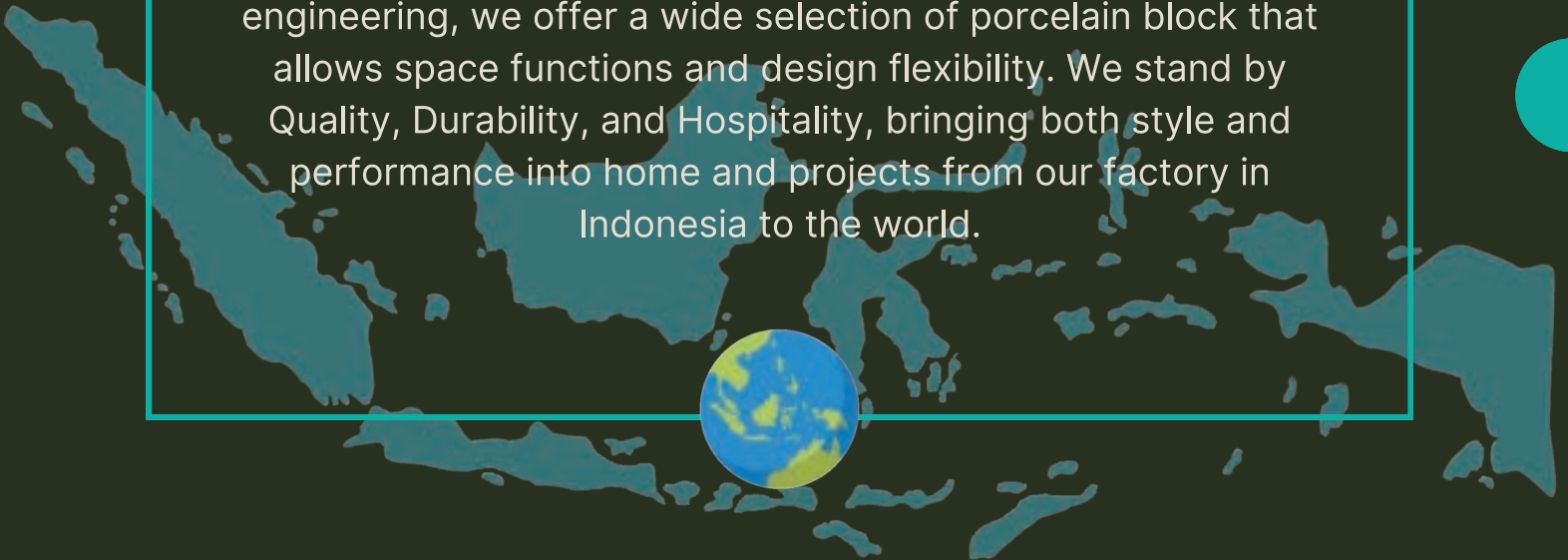


17506 Studebaker Rd
Cerritos, CA 90703 USA

info@muliainc.com
+1 562 345 2788
www.muliainc.info



Embodying the highest expression of craftsmanship and engineering, we offer a wide selection of porcelain block that allows space functions and design flexibility. We stand by Quality, Durability, and Hospitality, bringing both style and performance into home and projects from our factory in Indonesia to the world.



TECHNICAL SPECIFICATIONS



No harmful substances

Created with non toxic materials



Chemical-resistant

Resistant to chemical liquids that can damage the surface



Stain-resistant

With high density and near to zero pores, it does not absorb most stains



Scratch-resistant

High resilience to sharp or pointed objects



Water absorption

0% water absorption on glazed surface and <1% water absorption (wall tile specification) on porcelain body



Durable on high temperature 1000°C

Produced at over 1000°C, products are able to withstand high temperature making them a great choice for exterior application



Environment sustainable

Created with an environmentally sustainability in mind, our factory uses natural gas resources with almost no waste. Being significantly lightweight than other conventional stones, bricks, and concrete equivalent translates to less energy being used in transporting the products leading to less CO² emission



Versatile installation method

With the right civil structure, the strength of the porcelain blocks allows them to be installed vertically and horizontally



Types of materials

Porcelain



Bending strength

Porcelain equivalent (≥ 35 N/mm)




Product strengths and competitive advantages:

- High endurance even under extreme weather because products are made of porcelain
- Easier to clean compared to other substitute products made of concrete and terracota
- Mold and fungus resistant because there are no pores on glazed products
- Light weight hence reduces the cost of installation and construction
- More choices of colors compared to other materials
- Can be used for various applications due to complex designs and fine details



OUR COLLECTIONS



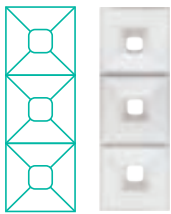
Size (cm)	Thickness (cm)	Piece/ sqm	Kg/ pc
20 x 20	5	25	1,0 - 1,5

BYOND COLLECTION




BYOND aspires to break the limitation of porcelain block application from a pattern play into a "systematic arrangement" allowing users to create any form of installation according to their imagination.

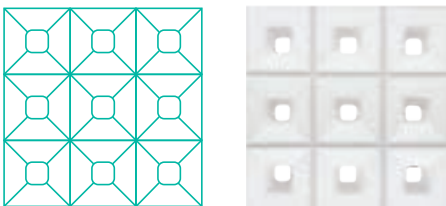
R. Surface 3
20 x 6.7 x 5 cm



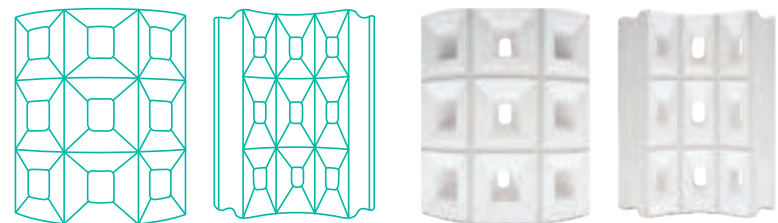
R. Bent 75
20 x 12 x 6.3 cm



R. Surface 9
20 x 20 x 5 cm



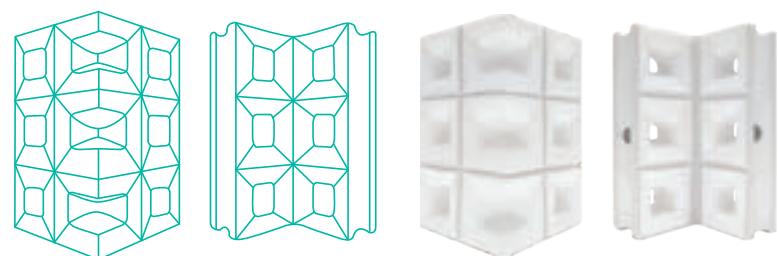
R. Bent 90
20 x 17 x 7.5 cm



R. Triangle S
25 x 28.3 x 5 cm



R. Corner
20 x 15.4 x 12 cm



*Color and pattern can be customized to customer needs


DESIGNERS COLLECTION

Size (cm)	Thickness (cm)	Piece/ sqm	Kg/ pc
20 x 20	5	25	1,0 - 1,5
20 x 40	5	12	3,5 - 4,0




Premium Lattice Collection™

R. Dashdot
Light Ivory



R. Diagrid
Sapphire Grey



R. Kawung
White




R. Dashdot Plus
White




Minimalist Living Collection™


R. Ping
Light Ivory



R. Pong
Grey



R. Tetrablock
White



R. Kinn
White



R. Aku Aku
White



R. Decablock
White



*Also available in gold, silver, metallic, terracotta-like, and matte finish

Size (cm)	Thickness (cm)	Piece/ sqm	Kg/ pc
20 x 20	5	25	1,0 - 1,5

MESH COLLECTION



Equipped with Detachable Stainless Steel 304 Mesh

R. Diamond
Light Ivory



R. Club
White



R. Heart
Light Ivory



R. Spade
White



R. Leaf
White



R. Saturn
White



Stainless Steel 304


-  Corrosion Resistant
-  Tear Resistant
-  High Quality

PORCELAIN BLOCK 20x20

Size (cm)	Thickness (cm)	Piece/ sqm	Kg/ pc
20 x 20	5	25	1,0 - 1,5



R. Bamboes
Light Ivory



Green Yellow Brown

R. Butterfly
Violet Yellow




Blue Rosa Yellow

R. Cardinal
Green




Brown Ivory Maroon

R. Catelya
Pink



Baby Blue Ivory White

R. Classical
Brown




Green Light Ivory Maroon White

R. Colonial
Green



Light Ivory Maroon White

R. Colosom
Maroon



Brown Green

R. Continental
Light Ivory



Brown Green Maroon

R. Cornetion
Ivory Rosa



White Rosa Ivory Yellow

R. Cotania
Brown



Ivory

R. Milan
Green




Brown Ivory Maroon

R. Dailily
Rosa



Yellow



R. Dardia

Brown



Green White

R. Dragon


Maroon



Green

R. Fortune



Green



Maroon

R. International

Ivory



Brown Green Maroon
Rosa Violet Yellow

R. Kenanga

Violet



Yellow

R. Mawar

Rosa



Violet Yellow White

R. Mediterania


Brown



Green Maroon

R. Melati

White Yellow



Yellow

R. Chrysanthemum

Yellow



Rosa

R. Orchid

Yellow



Violet Green Maroon

R. Oriental

Brown



Maroon Yellow Ivory

R. Rosentro

Light Ivory



Brown Green Maroon

R. Royal

Blue



Brown Green Light Ivory
Maroon White


R. Sunflower

Ivory



R. Teratai

Violet



Rosa Yellow



R. Tradisional
Brown




Green Ivory Maroon Yellow

R. Tropical
Green



R. Tulip
White Green



Brown Ivory Green

R. Universal
Ivory



Green Maroon White

R. Venice
Maroon



Brown Ivory Yellow

R. Veronical
Yellow Green



Green Maroon White Yellow

R. Victorial
Blue



Brown Green Maroon

R. Tesate
White



R. Victory
Ivory



R. Villareal
Brown



Green Maroon

Size (cm)	Thickness (cm)	Piece/ sqm	Kg/ pc
20 x 40	5	12	3,5 - 4,0
30 x 30	5	11	2,5 - 3,5
30 x 60	5	5	5,5 - 6,0
40 x 40	5	6	3,5 - 4,0

CUSTOMS



Other Size Collection

R. Original (20x40 cm)

Brown



Green

Ivory

Maroon

R. Original 2 (30x60 cm)

Ivory



R. Carnival (30 x 30 cm)

Ivory



White

R. Carnival 2 (40 x 40 cm)

Maroon



Green

White

Size (cm)	Thickness (cm)	Piece/ sqm	Kg/ pc
30 x 30	5	11	2,5 - 3,5

PORCELAIN BLOCK 30x30




R. Admiral
Brown



Green Ivory Maroon

R. Alstromeria
Violet



Yellow

R. Bamboes
Brown



Green Ivory Yellow White

R. Canna
Rosa



Violet Yellow

R. Catelya
White



Ivory

R. Chrysanthemum
Rosa



Violet Yellow

R. Dailily
Yellow



R. Dragon
Brown



R. Edelwish
White Rosa




Yellow
Ivory

R. Edenial
Brown



Green Ivory Maroon

R. Evorgia
Rosa



Yellow

R. Tulip
Green




Brown Ivory Maroon White

R. Imperial
Green



Maroon

R. International
Brown




Maroon Ivory Green



Violet Yellow

R. Mawar
Violet



Rosa Yellow

R. Montreal
Brown




Green Maroon

R. Natural
Brown



R. Neutron
Light Ivory




Brown Green Maroon

R. Olympical
Yellow



Brown Ivory Green Maroon

R. Orchid
Violet



Green Maroon

R. Ortogonal
Green



Brown Ivory Maroon

R. Pinus Bird
White Green




R. Romanza
Maroon



Green

R. Rosentro
Brown



Green Maroon Light Ivory White

R. Royal
Maroon



Blue Ivory White

R. Star
Ivory




Brown Green

R. Sunflower
Baby Blue



Ivory

R. Vincent
Brown



Green Ivory Maroon White

R. Imorta
Maroon



Green

INSTALLATION

*Follow our instructions
for beautiful installation*



01

Measure the space that will be installed with porcelain blocks



02

Make an installation plan (drawing) Not all blocks are symmetric.

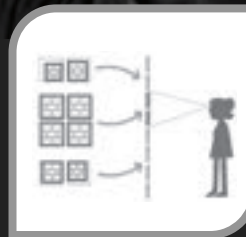
Please incorporate this point while making the installation plan

Blocks cannot be divided or cut so the smallest single unit will be the size of one block



03

Set up string lines (outline) to help guide field work when installing blocks according to installation plan



04

There is a standard deviation in size in porcelain blocks. To make sure that the installation looks neat, those with larger standard deviation are grouped and installed far from eye-level.



05

Lay down all blocks that will be installed on the floor according to the installation plan

Make sure to incorporate the pattern rotation for asymmetric porcelain blocks, color, and size.



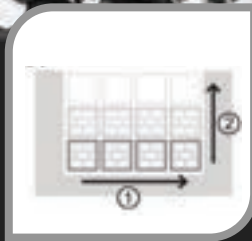
06

Install porcelain block one by one according to the string lines




07

Place cement or other porcelain adhesives to block's cavity



08

Install the porcelain blocks horizontally. Complete the bottom most layer first and then go one layer up each time



09

When blocks are installed on its own independently, build a foundation every 1 meter



10

Fill in the space in between blocks with tile grout or other types of sealant according to your liking

CLEAN & CARE



Microfiber (in the form of duster or cloth) is a convenient choice to keep surface free of dirt and dust.

1 Wipe the surface throughout the surface of blocks with a clean microfiber

2 If there is any stain on the surface, wipe it off with a damp microfiber cloth (formerly soaked in warm water)

3 Dry blocks with a clean cloth



For special cases, a deep clean may be required to remove certain household such as coffee.

It is advisable to clean tough stains as soon as possible before it has set in to avoid long-term staining.

Removal of household colored stain (e.g., coffee, tea, juice, blood, urine, vomit, colored carbonated drinks) can be performed using residue remover. Oil and grease can be removed with degreasing solution such as Sunlight.


Note:

Recommendation for clean & care is tested against glaze surface. For custom finishing (such as corten finishing) please consult sales team to ensure the proper maintenance.


PATTERN IDEAS




HOMOGENEOUS



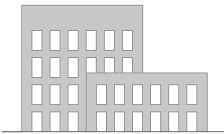
ALTERNATING



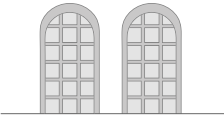
DYNAMIC




EXTERIOR APPLICATION



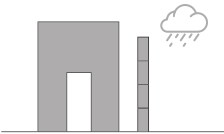
Exterior Facades



Ventilation



Outdoor Walls



Rainscreen

Exterior Facade

R. Custom | 50x50 cm | White



Ventilation

R. Victorial | 20x20 cm | White



Outdoor Walls

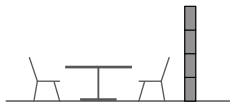
R. Dashdot Plus | 20x40 cm | White



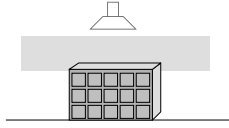
Rainscreen

R. Tetrablock | 20x20 cm | White

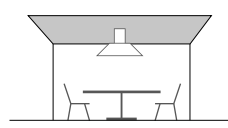
INTERIOR APPLICATION



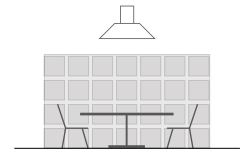
Room Partition



Special Application & Furniture Elements



Ceiling



Indoor Walls

Room Partition
R. BYOND Bent 90 | 20x17 cm | White



Special Application
R. Dashdot | 20x20 cm | White



Ceiling
R. Dashdot | 20x20 cm | White



Indoor Walls
R. Diagrid | 20x20 cm | Burnt Orange

